

Scaled data based on original data using
LM-79-2019 Approved Method: Electrical and Photometric Measurements of Solid-
State Lighting Products

Test Report Prepared for
Cooper Lighting Solutions

Brand: STREETWORKS

Report Number: P386520

Luminaire Tested: GAW-SA2B-722-U-5WQ

Issue Date: 3/3/2020

Test Information

Test Method: LM-79-2019
Report Number: P386520
TEST IS SCALED FROM IESNA LM-79-08 TEST DATA (G2-1903-205-2)
Test Lab: INNOVATION CENTER
Issue Date: 3/3/2020
Manufacturer: COOPER LIGHTING SOLUTIONS
Product Line: STREETWORKS
Catalog Number: GAW-SA2B-722-U-5WQ
Description: GALLEON WALL LUMINAIRE
(2) 70 CRI, 2200K, 800mA LIGHTSQUARES WITH 16 LEDS EACH AND TYPE V WIDE OPTICS
Light Source: -
Ballast/Driver: ELECTRONIC DRIVER

Summary

Lumens per Lamp: N/A
Luminaire Lumens: 9235 lumens
Efficiency: N/A
Efficacy: 108.6 lumens/watt
Luminous Opening: Rectangular (W 1' x L: 0.5' x H: 0')
IES Classification: Type V - Short
BUG Rating: B4 - U0 - G2

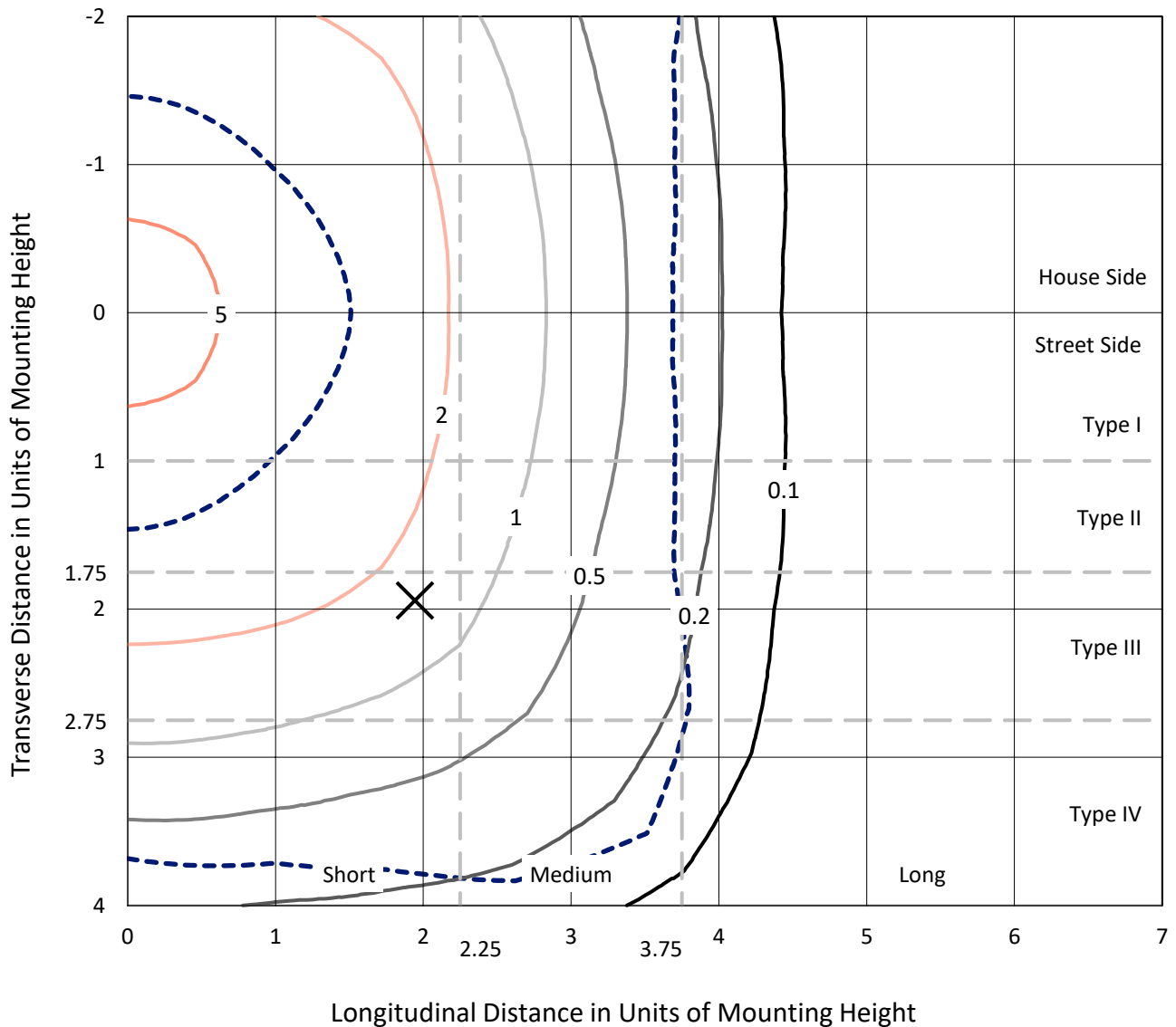
Input Watts (W): 85
Input Voltage (V): NR
Input Current (Ain): NR
Voltage Rise (V): NR
Power Factor: NR
Total Harmonic Distortion (THDi): NR
Frequency (hertz): 60
Stabilization Time: NR
Operation Time: NR
Ambient Temperature (°C): NR
Test Distance: 28.75 FT



REPORT NUMBER: P386520
 CATALOG NUMBER: GAW-SA2B-722-U-5WQ

Iso-Footcandle Lines of Horizontal Illumination

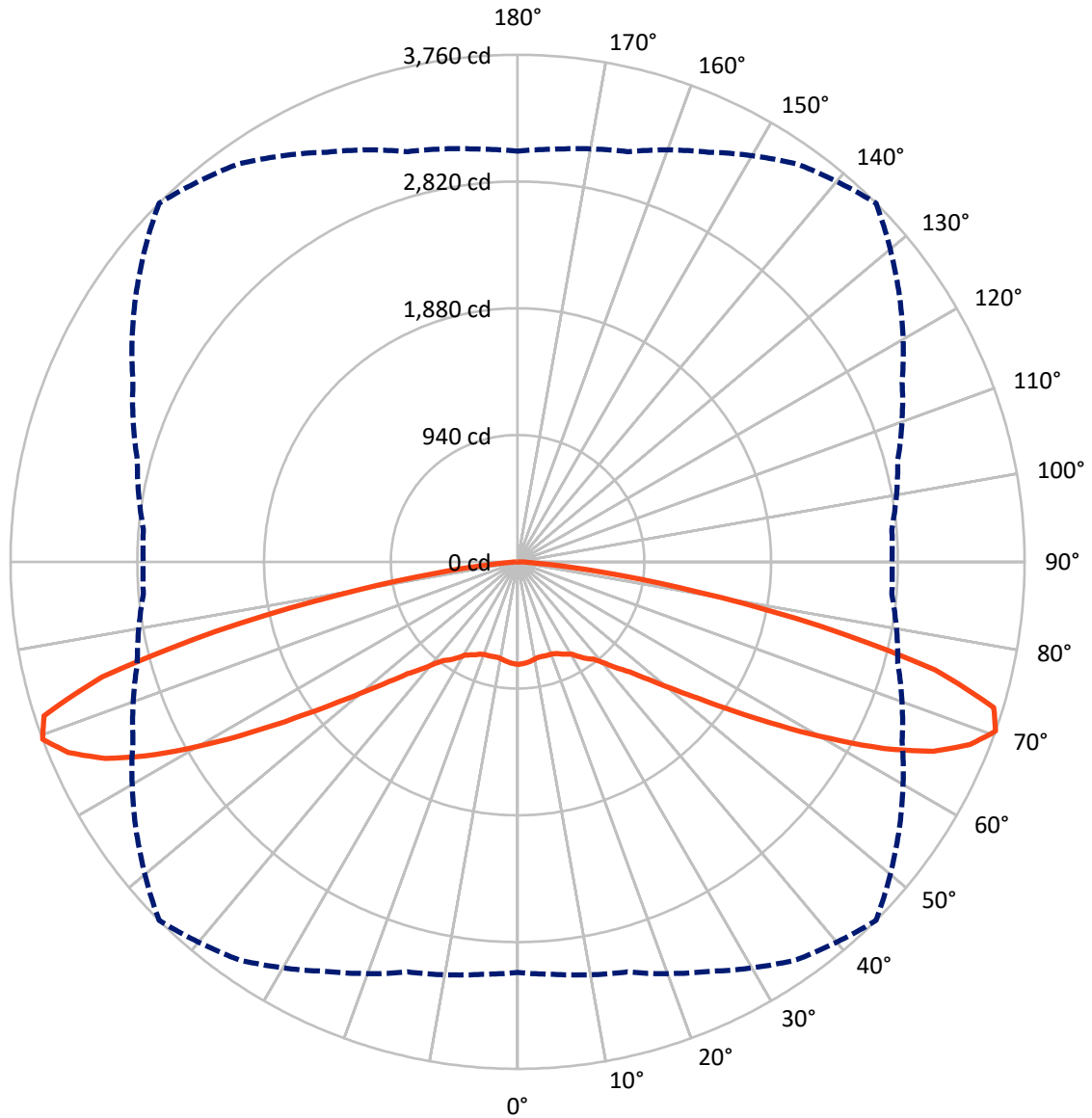
✕ Max cd
 - - - 1/2 Max cd



Based on 10 foot mounting height. Maximum calculated value = 7.6 fc
 Type V - Short - N/A

REPORT NUMBER: P386520
CATALOG NUMBER: GAW-SA2B-722-U-5WQ

Luminous Intensity Polar Plot



— Vertical Plane Through 45-Deg Lateral - - - Horizontal Cone Through 70-Deg Vertical

REPORT NUMBER: P386520
 CATALOG NUMBER: GAW-SA2B-722-U-5WQ

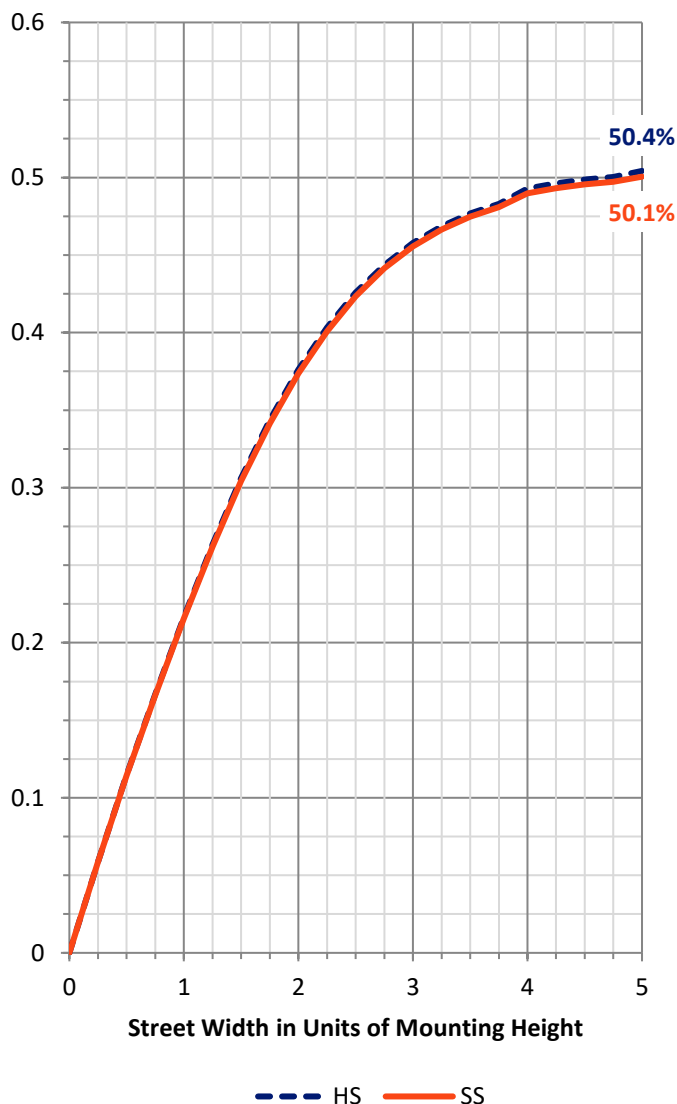
FLUX DISTRIBUTION:

		Downward	Upward	Total
House Side	Lumens	4617.5	0.0	4617.5
	% Fixture	50.0	0.0	50.0
Street Side	Lumens	4617.5	0.0	4617.5
	% Fixture	50.0	0.0	50.0
Total	Lumens	9235.0	0.0	9235.0
	% Fixture	100.0	0.0	100.0

ZONAL LUMENS:

Zone	Lumens	% Fixture
0°-10°	70.9	0.8
10°-20°	207.2	2.2
20°-30°	353.3	3.8
30°-40°	552.0	6.0
40°-50°	935.5	10.1
50°-60°	1706.0	18.5
60°-70°	2937.1	31.8
70°-80°	2302.2	24.9
80°-90°	170.7	1.8
90°-100°	0.0	0.0
100°-110°	0.0	0.0
110°-120°	0.0	0.0
120°-130°	0.0	0.0
130°-140°	0.0	0.0
140°-150°	0.0	0.0
150°-160°	0.0	0.0
160°-170°	0.0	0.0
170°-180°	0.0	0.0
0°-90°	9235.0	100.0
0°-180°	9235.0	100.0

Coefficient of Utilization

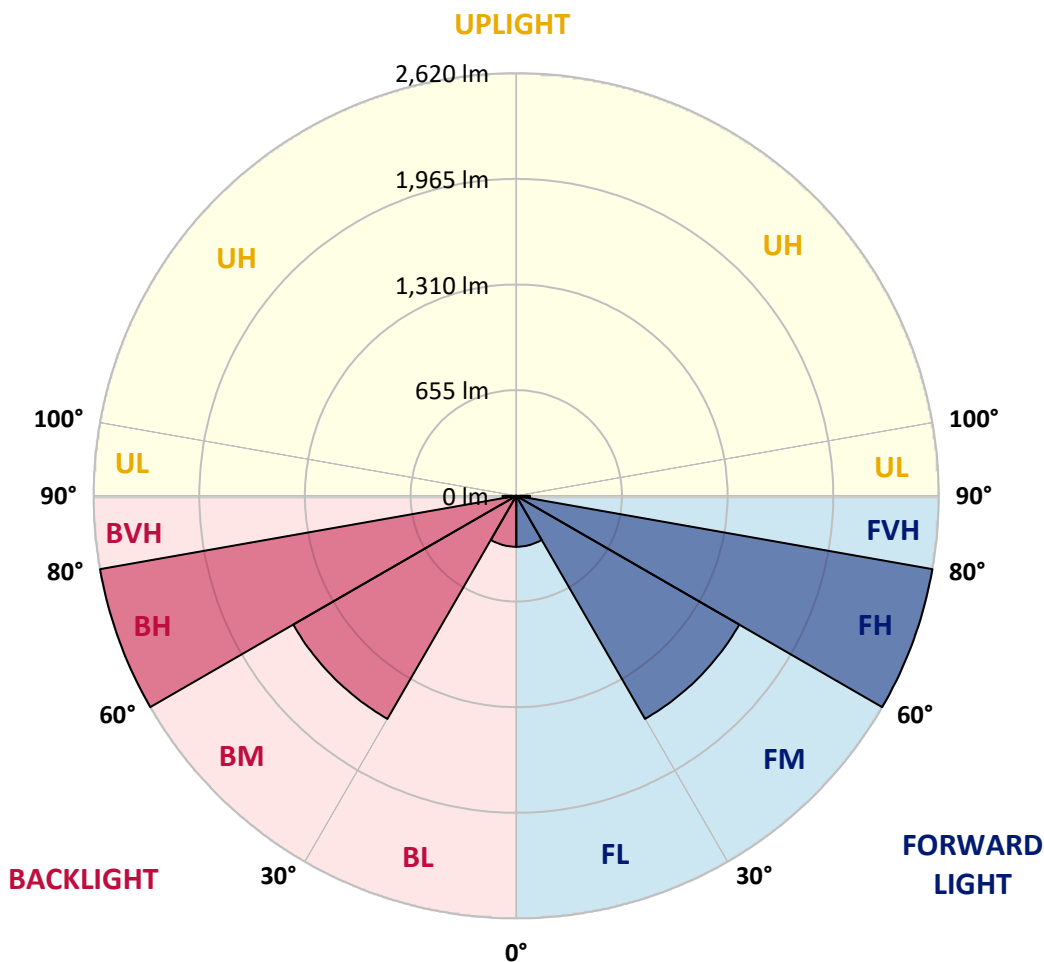


REPORT NUMBER: P386520
 CATALOG NUMBER: GAW-SA2B-722-U-5WQ

LUMINAIRE CLASSIFICATION SYSTEM LUMEN TABLE AND BUG RATING:

Zone	Lumens	% Fixture	Zone Rating/Lumen Limit		
			B	U	G
FL (0°-30°)	315.7	3.4			
FM (30°-60°)	1596.8	17.3			
FH (60°-80°)	2619.6	28.4			G2/5000
FVH (80°-90°)	85.4	0.9			G1/100
BL (0°-30°)	315.7	3.4	B1/500		
BM (30°-60°)	1596.8	17.3	B2/2500		
BH (60°-80°)	2619.6	28.4	B4/5000		G2/5000
BVH (80°-90°)	85.4	0.9			G1/100
UL (90°-100°)	0.0	0.0		U0/0	
UH (100°-180°)	0.0	0.0		U0/0	

BUG Rating: B4-U0-G2
 Type V Short





REPORT NUMBER: P386520
 CATALOG NUMBER: GAW-SA2B-722-U-5WQ

CANDELA DISTRIBUTION (FULL):

	0°	5°	15°	25°	35°	45°	55°	65°	75°	85°	90°
0°	760.0	760.0	760.0	760.0	760.0	760.0	760.0	760.0	760.0	760.0	760.0
2.5°	756.7	757.6	756.7	757.3	755.8	756.4	756.4	756.4	756.1	756.4	755.8
5°	750.0	750.6	749.3	750.0	749.0	750.0	750.3	750.0	749.3	749.7	748.4
7.5°	739.9	740.5	739.6	740.5	739.3	740.8	740.5	739.6	738.7	738.7	737.4
10°	734.4	734.7	732.2	731.3	728.6	729.2	730.1	731.0	731.9	733.8	733.5
12.5°	734.7	734.7	731.0	727.0	723.1	724.0	725.5	728.9	732.5	735.9	736.2
15°	737.7	737.4	731.9	725.5	722.8	725.5	726.4	728.6	734.4	740.2	740.5
17.5°	739.9	739.9	731.3	724.0	723.7	728.0	727.7	728.6	735.0	743.5	743.9
20°	743.9	743.9	732.9	724.9	724.9	729.5	729.8	731.3	737.7	747.2	748.7
22.5°	752.7	753.0	741.4	735.0	735.6	738.4	739.3	741.7	747.5	757.9	759.7
25°	765.2	765.8	753.9	750.3	752.4	757.6	757.0	758.8	765.2	775.3	777.1
27.5°	782.6	781.1	770.1	768.6	770.7	774.4	774.1	774.4	779.6	788.8	790.9
30°	805.3	804.6	796.7	797.6	796.7	795.5	795.8	798.2	801.0	808.3	810.4
32.5°	827.2	827.9	823.0	827.6	834.3	838.9	831.8	825.1	822.1	826.0	827.9
35°	867.0	868.5	860.9	857.8	867.0	880.4	860.5	849.5	855.7	860.9	862.4
37.5°	934.5	935.4	922.6	910.3	903.6	916.4	896.6	897.5	918.9	928.7	928.4
40°	1011.5	1011.8	1003.2	992.5	980.9	984.0	976.0	978.5	992.5	1001.4	1003.8
42.5°	1103.1	1102.2	1088.7	1073.5	1070.1	1073.2	1059.7	1057.9	1074.1	1090.0	1090.3
45°	1221.9	1219.8	1202.4	1185.6	1169.4	1162.7	1159.3	1168.2	1190.5	1205.1	1205.4
47.5°	1349.9	1344.1	1335.0	1321.5	1307.5	1300.7	1295.2	1299.5	1315.7	1321.5	1322.1
50°	1481.6	1482.8	1484.6	1479.5	1474.3	1472.1	1457.8	1449.5	1454.4	1443.7	1442.2
52.5°	1637.7	1640.1	1657.9	1672.8	1681.7	1686.3	1659.1	1630.7	1614.8	1594.0	1587.9
55°	1821.9	1825.9	1851.8	1893.4	1936.2	1958.8	1909.6	1856.4	1807.2	1768.4	1755.9
57.5°	2027.2	2034.2	2070.0	2149.7	2237.4	2290.8	2207.7	2111.2	2016.2	1960.3	1950.5
60°	2267.9	2274.6	2324.1	2438.4	2580.4	2660.8	2534.9	2377.0	2258.7	2205.3	2187.3
62.5°	2554.4	2555.1	2615.9	2749.3	2936.9	3048.7	2878.3	2667.2	2545.3	2480.8	2463.4
65°	2862.7	2864.2	2927.1	3071.3	3265.3	3386.9	3194.4	2974.5	2825.4	2730.4	2717.0
67.5°	3080.5	3086.9	3153.2	3326.7	3508.2	3617.8	3418.7	3170.0	2997.7	2884.4	2873.1
70°	3045.7	3070.7	3148.6	3351.1	3603.5	3759.9	3455.0	3146.8	2919.5	2785.7	2776.2
72.5°	2656.2	2704.1	2808.0	3073.8	3477.3	3692.7	3256.8	2818.4	2561.2	2447.2	2430.1
75°	1808.8	1886.7	2043.4	2426.8	2970.8	3197.2	2741.7	2247.1	2005.2	1847.6	1836.0
77.5°	806.5	824.2	1022.8	1464.2	2050.1	2296.0	1992.1	1470.0	1103.4	880.1	833.1
80°	224.8	227.6	303.7	545.3	1026.1	1349.0	1101.6	572.8	322.0	227.0	213.8
82.5°	71.5	77.6	94.7	141.4	344.9	615.5	354.1	152.7	108.8	86.8	78.2
85°	34.8	34.5	48.0	57.4	88.0	136.2	93.8	70.9	62.0	41.2	37.3
87.5°	14.7	15.0	22.3	20.2	25.7	22.0	30.2	31.8	33.3	18.3	15.9
90°	0.0	0.0	0.0	0.0	0.0	0.0	0.0	0.0	0.0	0.0	0.0

(END OF REPORT)